



COMMONWEALTH of VIRGINIA
Virginia Employment Commission

Ellen Marie Hess
Commissioner

6606 West Broad Street
Richmond, Virginia 23230

Post Office Box 26441
Richmond, Virginia 23261-6441

For Release: January 7, 2020

Contact: Timothy Aylor, Senior Economist
Economic Information & Analytics Division
(804) 786-3976 or (804) 786-7496

Follow us on Twitter, <http://twitter.com/VirginiaLMI>.

Virginia's Unemployment Insurance Weekly Claims

— Seasonally unadjusted weekly initial unemployment insurance claims jumped by 64.3% from the previous filing week as continued claims were essentially unchanged during that period—

RICHMOND—The Virginia Employment Commission (VEC) announced that the number of initial claims filed during the January 2 filing week rose to its highest levels since early August, according to figures released today.

For the filing week ending January 2, the figure for seasonally unadjusted initial claims in Virginia was 19,530. The latest claims figure was an increase of 7,640 claimants from the previous week which could in part reflect seasonal spikes in layoffs often seen after the holidays.

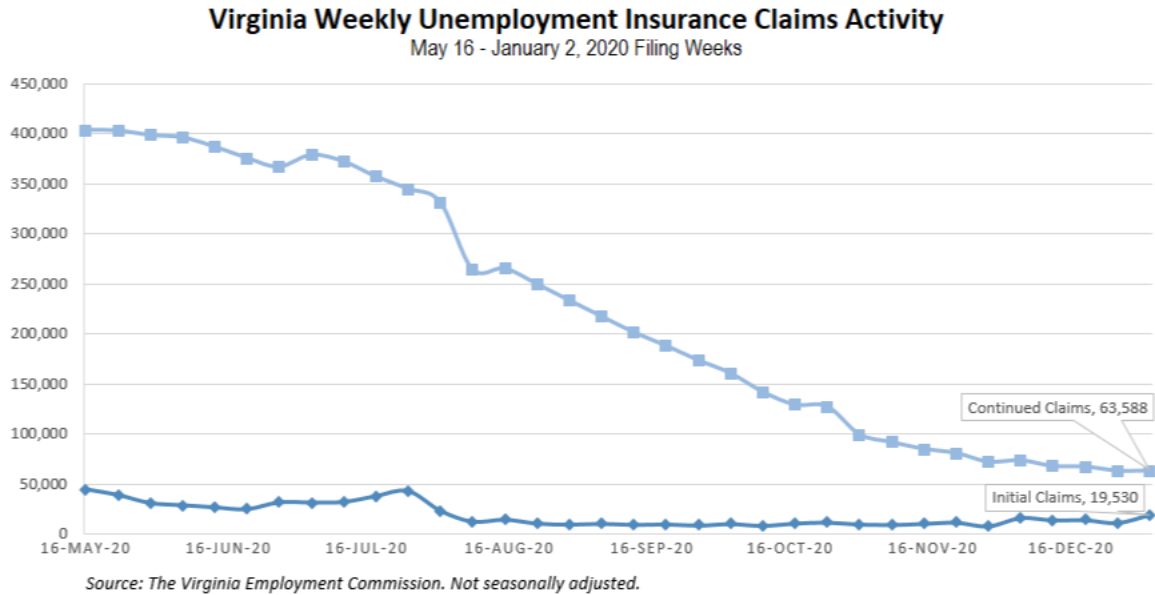
For the most recent filing week, continued weeks claimed totaled 63,588, which was a 0.2% increase from the previous week, but 41,417 higher than the 22,171 continued claims from the comparable week last year. Over half of claims were in the accommodation/food service, health care, administrative and waste services, and retail trade industries. The continued claims total is mainly comprised of those recent initial claimants who continued to file for unemployment insurance benefits during the COVID-19 pandemic.

(more)

Toll Free: 1 (866) 832-2363
E-Mail: customerservice@vec.virginia.gov

VRC/TDD VA Relay 711
Equal Opportunity Employer/Program

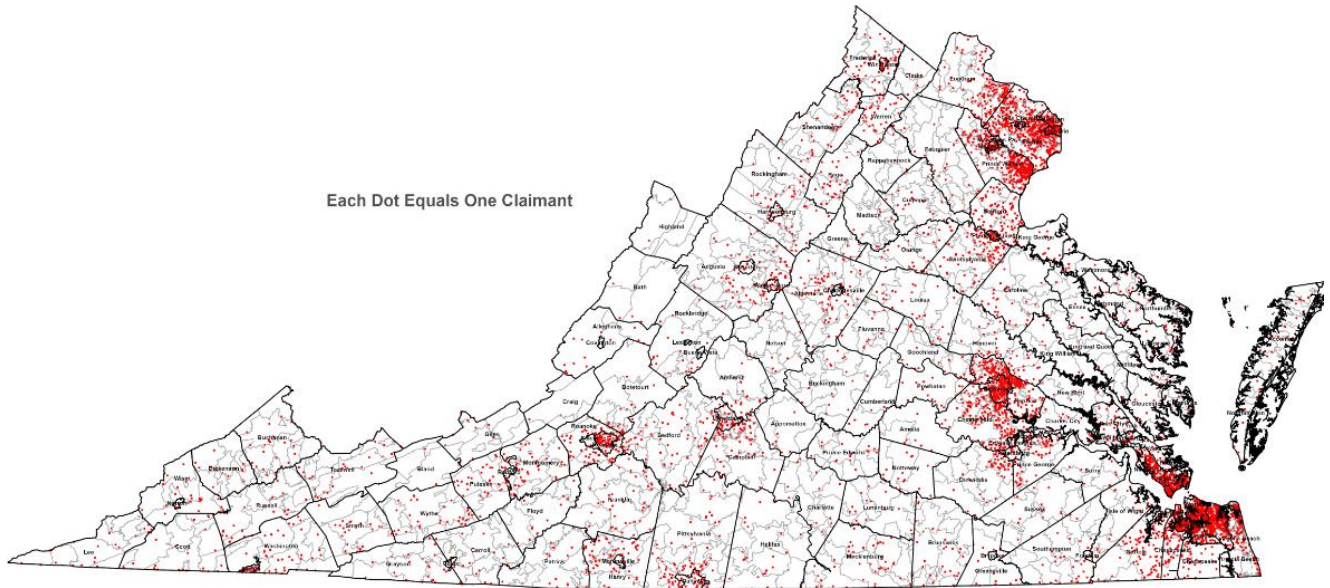
For additional information on who is claiming unemployment insurance in Virginia, access the VEC's [U.I. claims data dashboard](https://www.vec.virginia.gov/ui-claims-dashboard) (<https://www.vec.virginia.gov/ui-claims-dashboard>) that is updated no later than the following Monday after the weekly claims press release.



Nationwide, in the week ending January 2, the advance figure for seasonally adjusted initial claims was 787,000, a decrease of 3,000 from the previous week's revised level. The previous week's level was revised up by 3,000 from 787,000 to 790,000. The advance number of actual initial claims under state programs, unadjusted, totaled 922,072 in the week ending January 2, an increase of 77,400 (or 9.2 percent) from the previous week. There were 335,480 initial claims in the comparable week in 2020. Looking at preliminary data, most states reported increases on a seasonally unadjusted basis. Colorado's preliminary weekly change (+18,777) was the largest increase among states. Kansas's preliminary weekly change (+15,863) was the second largest increase. Louisiana's preliminary weekly change (+14,226) was the third largest increase. Virginia's preliminary weekly change (+13,280) was the fourth largest increase. Illinois reported a weekly decrease of 62,765 claimants.

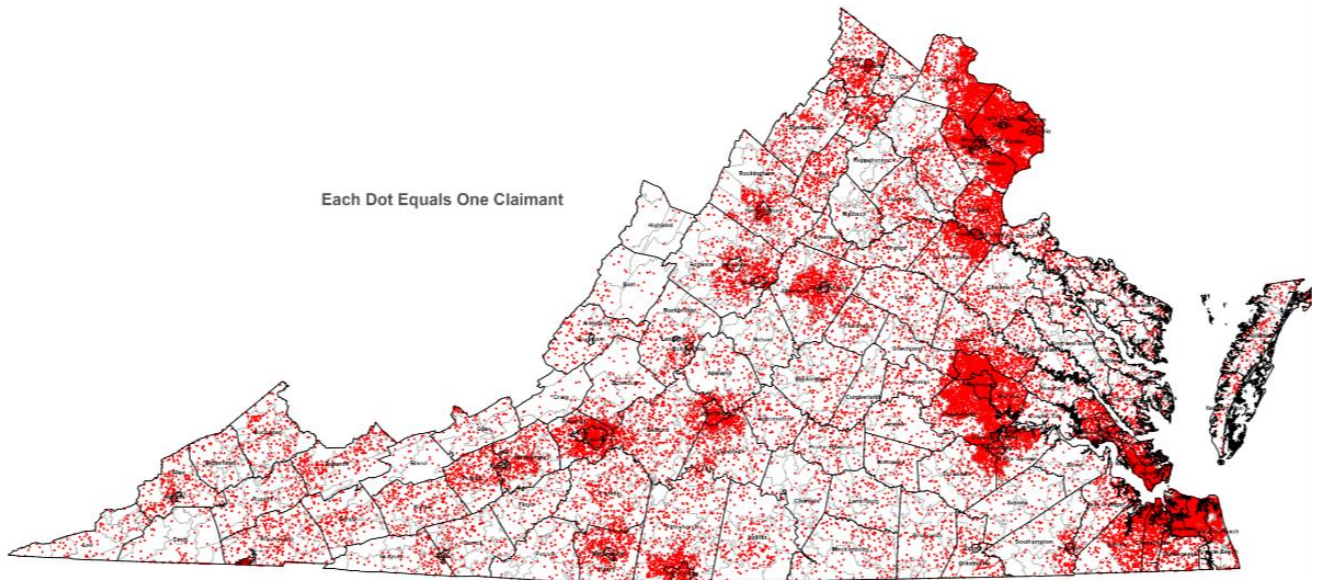
(more)

Initial Unemployment Insurance Claimants by Zip Code Area Week Ending January 2, 2021



Initial Unemployment Claims data were summed by zip code area. The dots do not show precise locations within the zip code area.

Continued Unemployment Insurance Claimants by Zip Code Area Week Ending January 2, 2021



Continued Unemployment Claims data were summed by zip code area. The dots do not show precise locations within the zip code area.

Map produced by Virginia Employment Commission, Economic Information & Analytics Division. January 2021

(more)

